


finedesign
YOUR CREATIVE TEAM



MODULAR

Modular Exhibition solutions



The perfect exhibition solutions to create a memorable brand experience at your next event.

Innovative stand layouts, bold graphics and eye catching product displays will catch attention and bring your brand and messaging to life.

Modular exhibition stands are a contemporary, lightweight, and sustainable solution for creating impressive exhibition spaces. The standard modular systems can be re-used and reconfigured throughout the exhibition season to accommodate varying stand sizes and interchangeable graphics. Making this a very cost effective and scalable display solution for your exhibition requirements.

This brochure highlights the standard and custom stand solutions for spaces from 9m² to 80m², and the range of hanging structures and a selection of ancillary products available.



Contents

Introduction	2
Stand component systems	4
Comparison Chart	5
Fastframe, Modulate and Vector	6
>7.5 ² Modular exhibition solutions	8
>12m ² Modular Exhibition Solutions	11
>15m ² Modular Exhibition Solutions	14
>18m ² Modular Exhibition Solutions	18
>24m ² Modular Exhibition Solutions	20
Custom Vector stands	22
Arena stand designs	26
illuminova	28
Hanging structures	30
Ancillaries	32



Stand component systems

FASTFRAME™

A unique pre-assembled foldable framework for fast construction and endless creative display solutions. The perfect seamless backdrop for visually striking SEG graphics.








MODULATE™

An innovative modular solution encompassing a 360° magnetic connection for limitless display configurations. Vibrant graphics contour the curves and edges of this toolless display system.

VECTOR

A robust display solution, engineered for mid to large stand configurations. This modular, scalable and portable system, provides the perfect backdrop for striking SEG fabric graphics.

Icon Key:

-  1 Year hardware guarantee
-  5 Year hardware guarantee
-  Comes with bag
-  Illuminated product
-  Custom sizes available
-  Made in Europe
-  Use with fabric graphic

Custom Stands:

Indulge your imagination. Create unique statement structures with outstanding visual impact. The robust frameworks partnered with vibrant stretched graphics for the ultimate custom display solution.

Arena:

A robust and lightweight aluminium gantry system to create a scalable and modular solution, using toolless assembly and dressed with interchangeable PVC graphics. Using toolless assembly, custom stands, free-standing and hanging structures can be constructed.

Hanging structures:

Formulate systems create eye-catching lightweight suspended signs, in standard and custom shapes for added height and visual impact to your exhibition stand.

illumiNova is a custom or standard premium LED lighting solution, using a vibrant plug-and-play lightbox system for standalone or suspended applications.

Ancillaries:

Complete your stand with a range of items to help showcase your marketing materials. From counters through to lights and brochure holders, offering a wide range of supporting assets.

FASTFRAME™ - Quick assembly time

Profile type	40mm aluminium
Number of Modules	5
Accessorizable	Yes (spotlight)
Storage room	coming in 2024 Q4
Height	2000, 2400 or 2500mm
Custom dimensions	No
Feet	Included (full), Other designs sold separately
Assembly time	+
Assembly method	Tool free
Connection	Integrated bicycle locks
Graphic	Fabric SEG (1 graphic can cover several frames)
Graphic Display	Single or Double-sided
Corners	Square
Configurations	45° or 90°
Transport	Bag included



MODULATE™ - Reconfigurable, scalable and tool free

Profile type	30mm aluminium (tubes)
Number of Modules	16
Accessorizable	Yes (spotlight)
Storage room	Magnetic locking
Height	2000 or 2400mm
Custom dimensions	Yes
Feet	Included (full), Other designs sold separately
Assembly time	++
Assembly method	Tool free
Connection	Integrated magnets
Graphic	Tension-fit fabric graphic
Graphic Display	Always Double-sided
Corners	Square or round
Configurations	360°
Transport	Bag included



VECTOR - Sturdy, versatile and portable

Profile type	50mm aluminium
Number of Modules	18
Accessorizable	Yes (spotlight, shelf, TV bracket, etc)
Storage room	Key locking
Height	2500mm
Custom dimensions	Yes
Feet	Sold separately
Assembly time	+++
Assembly method	Allen Key
Connection	Screws
Graphic	Fabric SEG
Graphic Display	Single or Double-sided
Corners	Square
Configurations	90°
Transport	Optional wheeled bag



FASTFRAME™

Transform your space in seconds using FASTFRAME™. FASTFRAME™ is a unique, sustainable and user-friendly Display Solution. The lightweight frame is pre-assembled in a convenient, portable carry bag. From its pre-assembled state, the frame can then be effortlessly unfolded and locked in place with a central support rod.



Easy to fit SEG with either stretch or blackout graphics

MODULATE™

Is the ultimate tool-less, quick assembly double sided modular display system. Frames “lock” together using patented MagLink magnets, encased within the aluminium tubes. Not restricted to set joint angles, Modulate offers the freedom to create any angle in the 360° spectrum. Each unit accommodates a stretchy double sided pull on banner for eye catching display. Colour coded, and numbered for easy assembly, with simple twist and lock feet to secure in place.



360° MagLink system. Patented Technology

VECTOR

The Vector range offers a versatile and adaptable solution for any event, especially for Medium and large sized exhibition stands. The Vector frame system with stretched fabric covering is scalable, reconfigurable and portable thanks to its range of standard modules available in large range of sizes.



Easy to fit SEG graphics

Anodised aluminium profiles The range includes 2 vector profiles and 4 Illuminova profiles, perfect for all applications.

✓ An efficient toolless frame

Unit can be constructed and ready in a short amount of time.

✓ Lightweight and ultra slim

Unit is highly portable, making travel and storage much easier.

✓ Seamless graphic

Apply a single graphic to connected frames to create a large seamless display.

✓ Sustainable

Multiple use, not single use.

✓ Interchangeable graphics

The lightweight frame is pre-assembled in a convenient, portable carry bag.



Feet can be added if required to add additional rigidity to the frame.

From its pre-assembled state, the frame can then be effortlessly unfolded and locked in place with a central support rod.




Your graphics, available in a Standard or Premium finish, can then be applied to the fully assembled frame.

Maglink connectors: simple, fast and reconfigurable



Simply position the frames at your desired angle



PATENTED TECHNOLOGY



360° MagLink system. Each structure includes 4 magnets that allow you to connect the frames together without any need for tools.




Square corner option



Twist & Lock Foot installation



Place

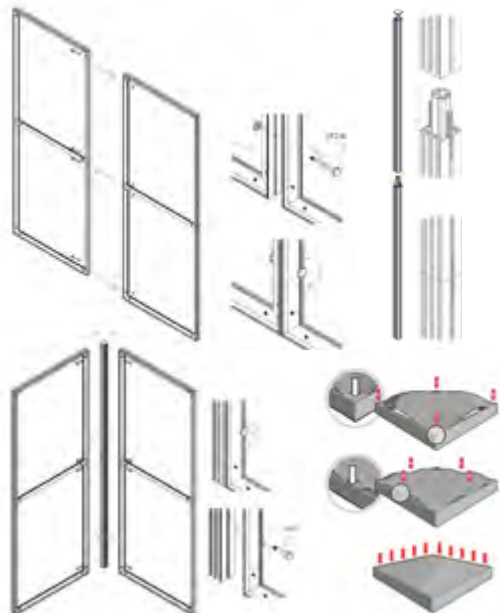


Rotate




Locked in place

Modulate™ carry bag with dedicated slots for feet and graphic



Go from a 3m² stand to a 15m² stand in the blink of an eye!



Modular designs offer exceptional return on investment due to their flexibility and reusability. Planning out your exhibition space and schedule can help you to maximise your layout options and graphics. Ensuring all elements can be easily mixed, matched and scaled according to space.



Fastframe™ Stand 7.5m²

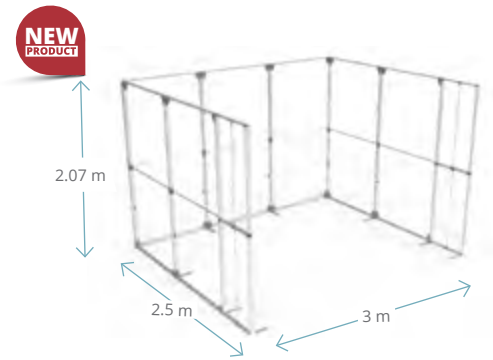


Quick and easy to assemble and disassemble. Add energy saving LED lighting to illuminate the back walls for more standout. 9m² coming soon

Material	Aluminium and ABS/nylon
Profile width	40mm
Profile colour	Silver
Assembly	Pre-assembled folding
Graphic area	Single or double-sided
Graphic attachment	SEG 3mm

Fastframe™ 1000 x 2000mm (x7)	FF-100X200
Fastframe™ 1000 x 500mm (2 x pair)	FF-100X50
Fastframe™ 2 Way Connectors (x6)	FF-2WC
Fastframe™ Side half feet (1 x pair)	FF-SHF
Fastframe™ 90 Left Inside Corner Kit	FF-90LIC
Fastframe™ 90 Right Inside Corner Kit	FF-90RIC
Fastframe™ Middle Half Foot (x6)	FF-HMF
Fastframe™ Counter	FF-COUNTER-BLK

Graphic Code
G-FF-300X200-PS (x2)
G-FF-200X250-PS (x4)
G-FF-COUNTER-PS (x1)



Portable carry bag



Fastframe™ counter



Silicone edged (SEG) graphic

Graphics available in black back or polyester stretch, seamless graphics are available



Modulate™ Stand 9m²

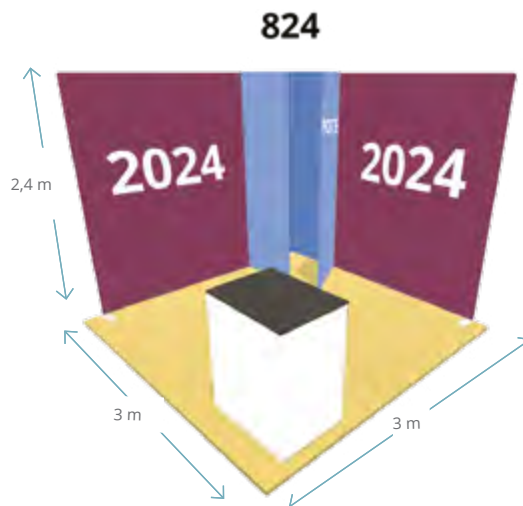


Simple yet striking due to its contrasting graphics, this 9m² Modulate™ is quick and easy to assemble and disassemble. Add energy saving LED lighting to illuminate the back walls for more standout.


Material	Aluminium
Tube	30mm Ø
Assembly	Tool-free push-button connectors
Graphic area	Double-sided
Graphic attachment	Zipped tension-fit graphic

Straight 824 square corners (x3)	MOD-S-824-SQ
Straight 2024 square corners (x2)	MOD-S-2024-SQ
Door Modulate™	MOD-S-DOOR-824-SQ
Pair of half flat feet (x4)	MOD-HALF-FOOT-P
Modulate™ counter	FORM-MOD-CNTR
Internal shelf	FORM-MOD-CNTR-02

Graphic Code	
G-MOD-S824-SQ-2-PS (x3)	
G-MOD-S2024-SQ-2-PS (x1)	
G-MOD-DOOR824SQ-2-PS (x1)	
G-FORM-MOD-CNTR-PS (x1)	



Modulate™ cupboard
perfect for storage



Optional Spot
LED-STRIP-ARM-BDLK



Clamp US903



Supplied with padded bag

VECTOR

Vector Stand 9m²

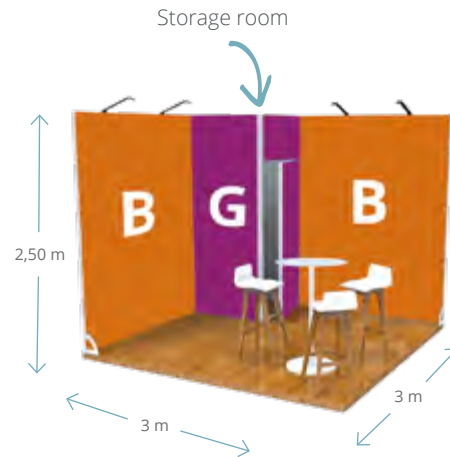


The Vector framework provides the perfect back drop for vibrant prints, as displayed in this 9m² layout. The secure storage space is the ideal for samples, literature and personal effects, ensuring a clean and clutter free stand.

Material	Aluminium
Profile width	50mm
Profile Colour	Anodised
Assembly	Connectors assembling using Allen key
Graphic area	Single or double-sided
Graphic attachment	SEG 3mm

Module B (x2)	MODULE-VFF-B
Module G3	MODULE-VFF-G3-2
Pair of angled feet	SLF1P
LED Exhibition Light (Pair) (x2)	LED-EXHIB-ARM-BDLK

Graphic Code
G-MODULE-VFF-B-BB (x2)
G-MODULE-VFF-G3-2-BB (x1)



Scalable stands go from 9m² to 15m²

Screw together Module B to the corresponding post to form the desired configuration.



Possibility to add LED Exhibition Light
Code : LED-EXHIB-ARM-BDLK



Angle foot
Code: SLF1P



Storage room with lock and key set

Fastframe™ Stand 12m²




Quick and easy to assemble and disassemble. Add energy saving LED lighting to illuminate the back walls for more standout.

Material	Aluminium and ABS/nylon
Profile width	40mm
Profile colour	Silver
Assembly	Pre-assembled folding
Graphic area	Single or double-sided
Graphic attachment	SEG 3mm

Fastframe™ 1200x2400mm	FF-120X240
Fastframe™ 1000x2400mm (x5)	FF-100X240
LED exhibition lights (pair) (x3)	LED-EXHIB-ARM-BDLK
Fastframe™ pair side half feet	FF-SHF
Fastframe™ middle half foot (x3)	F-HFM
Fastframe™ 45 degree connector kit (x2)	FF-45C
Fastframe™ Counter	FF-COUNTER-BLK

Graphic Code
G-FF-120X240-BB/PS (x1)
G-FF-100X240-BB/PS (x5)
G-FF-COUNTER-BB/PS (x1)



Portable carry bag



Fastframe™ counter



Silicone edged (SEG) graphic

Graphics available in black back or polyester stretch, seamless graphics are available



Modulate™ Stand 12m²



Bring your 12M² space to life in seconds with Modulate™. The secure MagLink magnets lock panels together for a secure, flush fitting. Twist & Lock feet hold the panels in place for a toolless construction.

Material	Aluminium
Tube	30mm Ø
Assembly	Tool-free push-button connectors
Graphic area	Double-sided
Graphic attachment	Zipped tension-fit graphic

Straight 824 right angles (x4)	MOD-S-824-SQ
Straight 1024 square corners	MOD-S-1024-SQ
Straight 2024 square corners (x3)	MOD-S-2024-SQ
Modulate™ Door	MOD-S-DOOR-824-SQ
Pair of half flat feet (x7)	MOD-HALF-FOOT-P

Graphic Codes	
G-MOD-S824-SQ-2-PS (x4)	
G-MOD-S1024-SQ-2-PS (x1)	
G-MOD-S2024-SQ-2-PS (x3)	
G-MOD-DOOR824SQ-2-PS (x1)	



Possibility to add PS950-1000-LED-BDLK spotlights



Half feet Twist & Lock MOD-HALF-FOOT-P grey



2 handles and 1 stop for Modulate™ Door MOD-S-DOOR-SP-01 included

Vector™ Stand 12m² Design 2

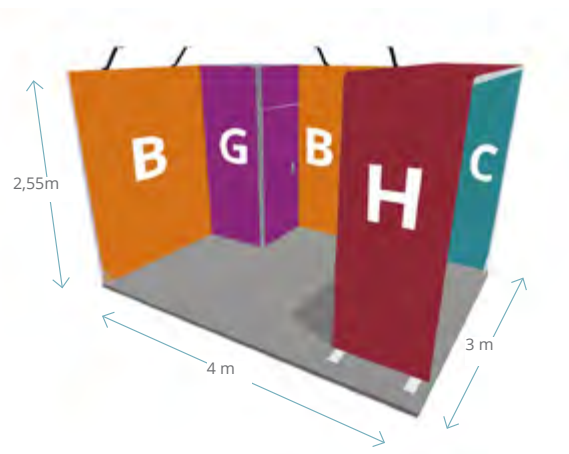


Archways are a great way to add interest to your space. This 12M² Vector design features a wall mounted TV to attract passing traffic, all complimented with striking graphics.

Material	Aluminium
Profile width	50mm
Profile Colour	Anodised
Assembly	Connectors assemble using Allen key
Graphic area	Single or double-sided
Graphic attachment	SEG 3mm

Module G3	MODULE-VFF-G3-2
Module B (x2)	MODULE-VFF-B
Module C	MODULE-VFF-C
Module H	MODULE-VFF-H
Pair of angled feet	SLF1P
LED Exhibition Light (Pair) (x2)	LED-EXHIB-ARM-BDLK

Graphic Codes
G-MODULE-VFF-G3-2-BB (x1)
G-MODULE-VFF-B-BB (x2)
G-MODULE-VFF-C-BB (x1)
G-MODULE-VFF-H-BB (2 units) (x1)



Vector graphic



Storage room with lock and key set



LED Exhibition Light



Fast Frame™ Stand 15m²

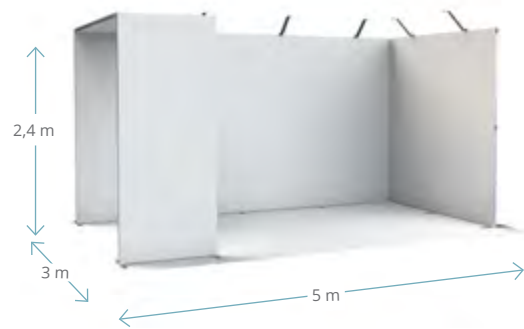


Quick and easy to assemble and disassemble. Add energy saving LED lighting to illuminate the back walls for more stand out.

Material	Aluminium and ABS/nylon
Profile width	40mm
Profile colour	Silver
Assembly	Pre-assembled folding
Graphic area	Single or double-sided
Graphic attachment	SEG 3mm

Fastframe™ 1000x2000mm	FF-100X200
Fastframe™ 1200x2400mm (x5)	FF-120X240
Fastframe™ 1000x2400mm (x2)	FF-100X240
LED exhibition lights (x3, sold by pair)	LED-EXHIB-ARM-BDLK
Fastframe™ middle full foot (x4)	FF-MFF
Fastframe™ 90 degree connector kit	FF-90C
Fastframe™ ARCH KIT	FF-ACC
Fastframe™ two-way connector (x4)	FF-2WC
Fastframe™ counter	FF-COUNTER-BLK

Graphic Codes
G-FF-100X200-BB/PS (x1)
G-FF-120X240-BB/PS (x5)
G-FF-100X240-BB/PS (x3)
G-FF-COUNTER-PS (x1)



Portable carry bag



Fastframe™ counter



Silicone edged (SEG) graphic

Graphics available in black back or polyester stretch, seamless graphics are available



Modulate™ Stand 15m²




This two sides open 15m² Modulate™ stand layout features a private snug area thanks to the clever placement of a free standing curved edge panel and storage cupboard. Contrasting graphics lock together securely thanks to the magnetic construction.

Material	Aluminium
Tube	30mm Ø
Assembly	Tool-free push-button connectors
Graphic area	Double-sided
Graphic attachment	Zippered tension-fit graphic

Straight 824 square corners (x3)	MOD-S-824-SQ
Straight 1024 square corners	MOD-S-1024-SQ
Straight 2024 square corners (x3)	MOD-S-2024-SQ
Slope 2	MOD-SS-824-02
Door Modulate™	MOD-S-DOOR-824-SQ
Pair of half flat feet (x6)	MOD-HALF-FOOT-P
Modulate™ counter	FORM-MOD-CNTR
Internal shelf	FORM-MOD-CNTR-02

Graphic Codes	
G-MOD-S824-SQ-2-PS (x3)	
G-MOD-S1024-SQ-2-PS (x1)	
G-MOD-S2024-SQ-2-PS (x3)	
G-MOD-DOOR824SQ-2-PS (x1)	
G-MOD-SS824-02-2-PS (x1)	
G-FORM-MOD-CNTR-PS (x1)	



Configure the stand interior with additional Modulate™ frames



Possibility to add PS950-1000-LED-BDLK spotlights



Half feet Twist & Lock MOD-HALF-FOOT-P



Accessorise with a Modulate™ counter

VECTOR

Vector™ Stand 15m²

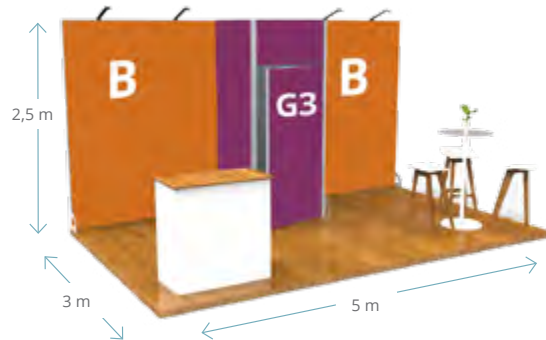


To support three open sides, this 15M² Vector layout, features a central storage area, flanked with two striking graphics. This versatile layout can also be easily configured to work on a 9M² with no additional cost required, ideal for supporting multiple exhibition events.

Material	Aluminium
Profile width	50mm
Profile Colour	Anodised
Assembly	Connectors assemble using Allen key
Graphic area	Single or double-sided
Graphic attachment	SEG 3mm

Module B (x2)	MODULE-VFF-B
Module-G3	MODULE-VFF-G3-2
Pair of angled feet	SLF1P

Graphic Codes
G-MODULE-VFF-B-BB (x2)
G-MODULE-VFF-G3-2-BB (x1)



Scalable stands go from 9m² to 15m²



Square post to create 90° angles

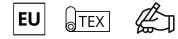


Possibility to add LED Exhibition Light
Code: LED-EXHIB-ARM-BDLK



Storage room with lock and key set

Vector™ Stand 15m² Design 2

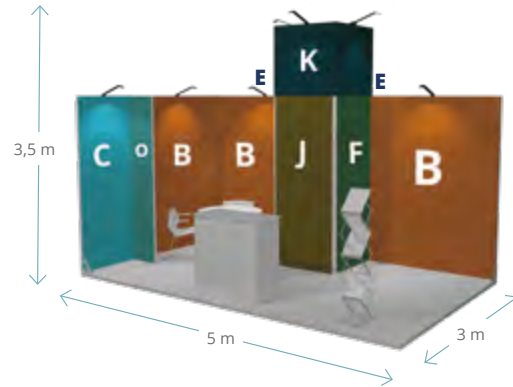


Adding height to your stand is a great way to make your space stand out from a distance. This classic 15M² stand with two sides open, sees an eye-catching large reserve over the storage area, the perfect space for the brand logo to be seen.

Material	Aluminium
Profile width	50mm
Profile Colour	Anodised
Assembly	Connectors assemble using Allen key
Graphic area	Single or double-sided
Graphic attachment	SEG 3mm

Module B (x3)	MODULE-VFF-B
Module C (x3)	MODULE-VFF-C
Module E (x6)	MODULE-VFF-E
Module F	MODULE-VFF-F-2
Module J	MODULE-VFF-J
Module K	MODULE-VFF-K
Module O	MODULE-VFF-O
Pair of angled feet	SLF1P
LED Exhibition Light (Pair) (x4)	LED-EXHIB-ARM-BDLK

Graphic Codes
G-MODULE-VFF-B-BB (x3)
G-MODULE-VFF-C-BB (x3)
G-MODULE-VFF-F-2-BB (x1)
G-MODULE-VFF-J-BL (x1)
G-MODULE-VFF-J-BBN (x1)
G-MODULE-VFF-K-BB (x1)
G-MODULE-VFF-O-BB (x2)



Module LED

Using a J-Module is a great way to add light to your stand and get noticed

Raise the backwall

Gain visibility and originality with this large reserve that can be personalised on all 4 sides



Square post to create 90° angles



Possibility to add LED Exhibition Light
Code: LED-EXHIB-ARM-BDLK



Storage room with lock and key set

MODULATE™

Modulate™ Stand 18m²




This 18M² Modulate™ stand features a large open meeting area. Ultra quick to construct thanks to the magnetic system, this layout could easily be reused to accommodate a smaller space.

Material	Aluminium
Tube	30mm Ø
Assembly	Tool-free push-button connectors
Graphic area	Double-sided
Graphic attachment	Zipped tension-fit graphic

Straight 824 square corners (x4)	MOD-S-824-SQ
Straight 1024 square corners	MOD-S-1024-SQ
Straight 2024 square corners (x4)	MOD-S-2024-SQ
Door Modulate™	MOD-S-DOOR-824-SQ
Feet (x8)	MOD-HALF-FOOT-P

Graphic Codes	
G-MOD-S824-SQ-2-PS (x4)	
G-MOD-S1024-SQ-2-PS (x1)	
G-MOD-S2024-SQ-2-PS (x4)	
G-MOD-DOOR824SQ-2-PS (x1)	



Modulate™ cupboard - door with handle (without lock)

Modules join tool-free and without any connecting parts

The ease of assembly of the range allows for reconfigurable and reusable solutions: mix and match structures in an instant!

VECTOR

Vector™ Stand 18m²

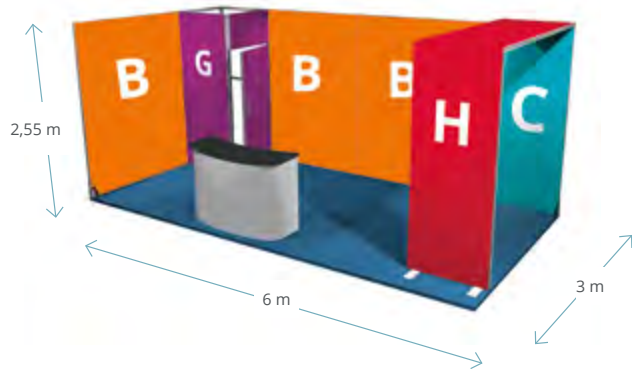


Ideal for a 18M² corner stand, this Vector stand is understated yet elegant. Adding a hanging graphic helps give the space stand out from a distance.

Material	Aluminium
Profile width	50mm
Profile Colour	Anodised
Assembly	Connector with Allen key
Graphic area	Single or double-sided
Graphic attachment	SEG 3mm

Module G	MODULE-VFF-G-2
Module B (x3)	MODULE-VFF-B
Module C	MODULE-VFF-C
Module H	MODULE-VFF-H
illuminova™ 125mm hanging 1000 x 2500mm	iLLNOH-125-25X10
Pair of angled feet	SLF1P
LED Exhibition Light (Pair) (x4)	LED-EXHIB-ARM-BDLK

Graphic Codes
G-MODULE-VFF-B-BB (x 3)
G-MODULE-VFF-C-BB (x1)
G-MODULE-VFF-G-2-BB (x1)
G-MODULE-VFF-H-BB (2 units) (x1)
G-iLLNOH-25X10-BL (x2)



illuminova™



Rounded corner for a full graphic



Storage room with lock and key set



Fastframe™ Stand 24m²




Quick and easy to assemble and disassemble. Add energy saving LED lighting to illuminate the back walls for more standout.

Material	Aluminium and ABS/nylon
Profile width	40mm
Profile colour	Silver
Assembly	Pre-assembled folding
Graphic area	Single or double-sided
Graphic attachment	SEG 3mm

Fastframe™ 1000x2400mm (x8)	FF-100X240
Fastframe™ 1000x2000mm (x4)	FF-100X200
Fastframe™ middle full foot (x5)	FF-MFF
Fastframe™ pair side half feet (x5)	FF-SHF
Fastframe™ Y-connector kit	FF-YC
Fastframe™ arch kit	FF-ACC
Fastframe™ two-way connector (x5)	FF-2WC
Fastframe™ 90 degree connector kit	FF-90C
Fastframe™ counter	FF-COUNTER-BLK


Graphic Codes
G-FF-100X240-BB/PS (x9)
G-FF-100X200-BB/PS (x7)
G-FF-COUNTER-PS (x1)



Portable carry bag




Fastframe™ counter



Silicone edged (SEG) graphic

Graphics available in black back or polyester stretch, seamless graphics are available



Vector™ Stand 24m²

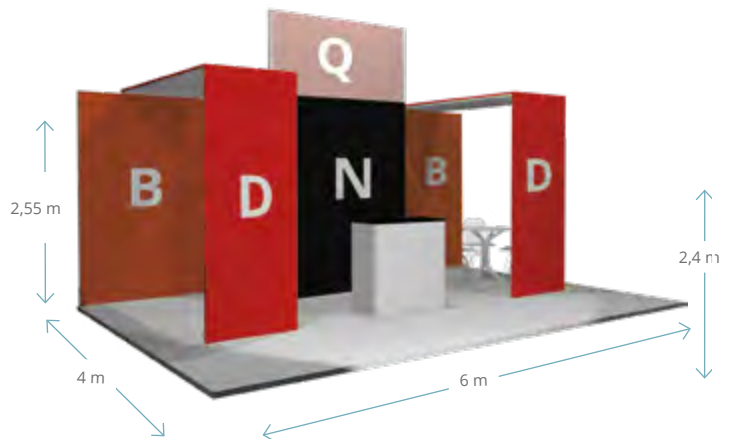


This eye-catching 24M² Vector stand features two archways which frame the central elevated graphic. Ideal for a three sides open layout, it offers a mixture of privacy with attention grabbing elements, such as strong graphics and TV screens.

Material	Aluminium
Profile width	50mm
Profile Colour	Anodised
Assembly	Connectors assemble using Allen key
Graphic area	Single or double-sided
Graphic attachment	SEG 3mm

Module B (x2)	MODULE-VFF-B
Module N (x2)	MODULE-VFF-N
Module D (x2)	MODULE-VFF-D
Module C	MODULE-VFF-C
Module F	MODULE-VFF-F-2
Module E (x4)	MODULE-VFF-E
Module Q	MODULE-VFF-Q
Posts (x2) 1000 mm	LN616-CUSTOM-M
Pair of angled feet	SLF1P

Graphic Codes
G-MODULE-VFF-B-BB (x2)
G-MODULE-VFF-N-BB (x2)
G-MODULE-VFF-C-BB (x1)
G-MODULE-VFF-F-2-BB (x1)
G-MODULE-VFF-D-BB (3 units) (x2)
G-MODULE-VFF-Q-BL (x2)



Square post to create 90° angles



Storage room with lock and key set

VECTOR

Custom Vector stands

The Vector range offers a versatile and adaptable solution for any event. The frame system is scalable and reconfigurable and is dressed with an optional custom printed stretched fabric graphic. The Vector range offers a versatile and adaptable solution for any event.

Vector Custom Stand 24m²

Material	Aluminium
Profile width	50mm
Profile colour	Anodised
Assembly	Connectors assemble using Allen key
Graphic area	Single or double-sided
Graphic attachment	SEG 3mm

Add a touch of originality to your VECTOR stand by integrating FORMULATE



Vector Custom Stand 40m²

Material	Aluminium
Profile width	50mm
Profile colour	Anodised
Assembly	Connectors assemble using Allen key
Graphic area	Single or double-sided
Graphic attachment	SEG 3mm



Vector Custom Stand 40m²

Material	Aluminium
Profile width	50mm
Profile colour	Anodised
Assembly	Connectors assemble using Allen key
Graphic area	Single or double-sided
Graphic attachment	SEG 3mm



Vector Custom Stand 50m²

Material	Aluminium
Profile width	50mm
Profile colour	Anodised
Assembly	Connectors assemble using Allen key
Graphic area	Single or double-sided
Graphic attachment	SEG 3mm



VECTOR


Vector Custom Stand 60m² - Design 1

Material	Aluminium
Profile width	50mm
Profile colour	Anodised
Assembly	Connectors assemble using Allen key
Graphic area	Single or double-sided
Graphic attachment	SEG 3mm




Vector Custom Stand 60m² - Design 2

Material	Aluminium
Profile width	50mm
Profile colour	Anodised
Assembly	Connectors assemble using Allen key
Graphic area	Single or double-sided
Graphic attachment	SEG 3mm



Vector Custom Stand 80m²

Material	Aluminium
Profile width	50mm
Profile colour	Anodised
Assembly	Connectors assemble using Allen key
Graphic area	Single or double-sided
Graphic attachment	SEG 3mm



Arena stand designs

Arena Custom Stand 16m²

Material	Aluminium
Colour	Anodised
Graphic area	Single or double-sided
Graphic attachment	Bungee fixings
Graphic option	Vinyl

ARENA 4 2WAY CORNER 90 DEGREE (x2)	UT-C21
ARENA 4 3WAY CORNER JUNCTION (x5)	UT-C30
ARENA 4 BASE SECTION 250MM (x1)	UT-BS250
ARENA 4 2000MM LENGTH (x10)	UT-S2000
ARENA 4 1500MM LENGTH (x6)	UT-S1500
ARENA 4 500MM LENGTH (x4)	UT-S500



Arena Custom Stand 36m²

Material	Aluminium
Colour	Anodised
Graphic area	Single or double-sided
Graphic attachment	Bungee fixings
Graphic option	Vinyl

ARENA 4 3WAY CORNER JUNCTION (x4)	UT-C30
ARENA 4 4WAY CORNER (x2)	UT-C41
ARENA 4 BASE SECTION 250MM (x6)	UT-BS250
ARENA 4 2000MM LENGTH (x12)	UT-S2000
ARENA 4 1000MM LENGTH (x6)	UT-S1000
ARENA 4 1250MM LENGTH (x8)	UT-S1250
ARENA 4 1500MM LENGTH (x3)	UT-S1500



Arena free-standing design

Arena Custom Structure

Material	Aluminium
Colour	Anodised
Graphic area	Single or double-sided
Graphic attachment	Bungee fixings
Graphic option	Vinyl

ARENA 4 2WAY CORNER 90 DEGREE (x2)	UT-C30
ARENA 4 4WAY CORNER (x2)	UT-C41
ARENA 4 BASE SECTION 250MM (x4)	UT-BS250
ARENA 4 2000MM LENGTH (x4)	UT-S2000
ARENA 4 500MM LENGTH (x2)	UT-S1000
ARENA 4 250MM LENGTH (x4)	UT-S1250



Arena Hanging Structure

The Arena hanging structure is a tubular aluminium stage structure used as a light bridge or suspended sign with 6m sides to draw attention to your brand.

Material	Aluminium
Colour	Anodised
Graphic area	Single or double-sided
Graphic attachment	Bungee fixings
Graphic option	Vinyl

ARENA 4 2000MM LENGTH (x8)	UT-S2000
ARENA 4 1500MM LENGTH (x4)	UT-S1500





125mm Illuminova™ Hanging Structure



Ideal for exhibitions and retail venues, the 125mm Illuminova™ hanging LED structure is the perfect medium for brand messaging and wayfinding. Sleek, yet lightweight and robust, the double-sided aluminium frame is edge lit with energy efficient LEDs for an eye-catching suspended display. Available in standard and custom sizes, this vibrant lightbox creates the perfect backdrop for dynamic SEG graphics.

Material	Aluminium
Profile width	125 mm
Profile Colour	Anodised. White and black are available as custom
Assembly	Sling (cables not included). Connectors assemble using Allen key
Double-sided	Double-sided
Mounting	Hanging
Graphic attachment	Silicone Edged Graphics 3mm (SEG)
LED System	Pre-installed LED lighting + edge light

illuminova™ 125mm hanging 2500x1000mm	ILLNOH-125-25X10	⊗ 2500(w) x 1000(h) x 125(d) mm
illuminova™ 125mm hanging 3500x1000mm	ILLNOH-125-35X10	⊗ 3500(w) x 1000(h) x 125(d) mm
illuminova™ 125mm hanging 5000x1250mm	ILLNOH-125-50X12	⊗ 5000(w) x 1250(h) x 125(d) mm


Graphic Codes
G-ILLNOH-25X10-BL
G-ILLNOH-35X10-BL
G-ILLNOH-50X12-BL




Cable system



LED strip lighting



Mitred sections assemble with screw-in connectors



Graphic attaches with silicone edging (SEG)



Hanging structures

Formulate suspended signs have been specially designed to allow for easy and safe installation. The lightweight aluminium tubular structure makes them ideal for use on exhibition stands, in shopping arcades or in high traffic areas.

Formulate Square Hanging Structure



Material	Aluminium tubes
Tube	Ø 30 mm
Assembly	Push-fit button
Shape	Square
Graphic area	Double-sided
Graphic attachment	Zipped tension fabric graphic
Application	Suspended pitons included, Slings not included
Availability	Basic range - in stock

Square Formulate 800	FORM-SQU-80	Ⓞ 1500(w) x 800(h) x 1500(d) mm
Square Formulate 1000	FORM-SQU-100	Ⓞ 3000(w) x 1000(h) x 3000(d) mm
Square Formulate 1500	FORM-SQU-150	Ⓞ 4500(w) x 1500(h) x 4500(d) mm

Graphic Codes - Print One side	Graphic Codes - Print Both sides
G-FORM-SQU-80-1-PS	G-FORM-SQU-80-2-PS
G-FORM-SQU-100-1-PS	G-FORM-SQU-100-2-PS
G-FORM-SQU-150-1-PS	G-FORM-SQU-150-2-PS
With Opaque Liner:	
G-FORM-SQU-80-1-OL	G-FORM-SQU-80-2-OL
G-FORM-SQU-100-1-OL	G-FORM-SQU-100-2-OL
G-FORM-SQU-150-1-OL	G-FORM-SQU-150-2-OL



Formulate Circular Hanging Structure



Material	Aluminium tubes
Tube	Ø 30 mm
Assembly	Push-fit button
Shape	Circle
Graphic area	Double-sided
Graphic attachment	Zipped tension fabric graphic
Application	Suspended pitons included, Slings not included
Availability	Basic range - in stock

Circular Formulate 800	FORM-RNG-80	Ⓞ 1500(w) x 800(h) x 1500(d) mm
Circular Formulate 1000	FORM-RNG-100	Ⓞ 3000(w) x 1000(h) x 3000(d) mm
Circular Formulate 1500	FORM-RNG-150	Ⓞ 4500(w) x 1500(h) x 4500(d) mm

Graphic Codes - Print One side	Graphic Codes - Print Both sides
G-FORM-RNG-80-1-PS	G-FORM-RNG-80-2-PS
G-FORM-RNG-100-1-PS	G-FORM-RNG-100-2-PS
G-FORM-RNG-150-1-PS	G-FORM-RNG-150-2-PS
With Opaque Liner:	
G-FORM-RNG-80-1-OL	G-FORM-RNG-80-2-OL
G-FORM-RNG-100-1-OL	G-FORM-RNG-100-2-OL
G-FORM-RNG-150-1-OL	G-FORM-RNG-150-2-OL



Formulate Rectangular Hanging Structure



Material	Aluminium tubes
Tube	Ø 30 mm
Assembly	Push-fit button
Shape	Rectangle
Graphic area	Double-sided
Graphic attachment	Zipped tension fabric graphic
Application	Suspended pitons included, Slings not included
Availability	Basic range - in stock

Formulate Rectangle 250	FORM-RTG-M100	⊗ 2500(w) x 1000(h) x 1200(d) mm
Formulate Rectangle 350	FORM-RTG-L100	⊗ 3500(w) x 1000(h) x 2500(d) mm
Formulate Rectangle 500	FORM-RTG-XL120	⊗ 5000(w) x 1200(h) x 2500(d) mm

Graphic Codes - Print One side	Graphic Codes - Print Both sides
G-FORM-RG-M100-1-PS	G-FORM-RG-M100-2-PS
G-FORM-RG-L100-1-PS	G-FORM-RG-L100-2-PS
G-FORM-RG-XL120-1-PS	G-FORM-RG-XL120-2-PS
With Opaque Liner:	
G-FORM-RG-M100-1-OL	G-FORM-RG-M100-2-OL
G-FORM-RG-L100-1-OL	G-FORM-RG-L100-2-OL
G-FORM-RG-XL120-1-OL	G-FORM-RG-XL120-2-OL



MS Panel



Material	Aluminium tubes
Tube	Ø 30 mm
Assembly	Push-fit button
Shape	Rectangle
Graphic area	Double-sided
Graphic attachment	Zipped tension fabric graphic
Application	Suspended pitons included, Slings not included
Availability	Basic range - in stock

Formulate Panel 250	FORM-FLT-M100	⊗ 2500(w) x 1000(h) x 30(d) mm
Formulate Panel 350	FORM-FLT-L100	⊗ 3500(w) x 1000(h) x 30(d) mm
Formulate Panel 500	FORM-FLT-XL120	⊗ 5000(w) x 1200(h) x 30(d) mm

Graphic Codes - Print One side	Graphic Codes - Print Both sides
G-FORM-FL-M100-1-PS	G-FORM-FL-M100-2-PS
G-FORM-FL-L100-1-PS	G-FORM-FL-L100-2-PS
G-FORM-FL-XL120-1-PS	G-FORM-FL-XL120-2-PS
With Opaque Liner:	
G-FORM-FL-M100-1-OL	G-FORM-FL-M100-2-OL
G-FORM-FL-L100-1-OL	G-FORM-FL-L100-2-OL
G-FORM-FL-XL120-1-OL	G-FORM-FL-XL120-2-OL



Ancillaries

Complete your stand and showcase your marketing materials with stylish accessories. Our easy assemble counters create a stylish meet and greet area, whilst our pop up brochure display system gets your brochure noticed.

Zed-up Lite



Zed-up Lite are a popular range of aluminium literature stands that are stylish and highly portable. Quick and easy to deploy, Zed-up Lite is ideal for exhibitions and displays, folding down for easy transportation in a heavy duty hard case.

Material	Acrylic and anodised aluminium
Colour	Silver
Documents sizes	A4
Pockets	6
Double-sided	Yes
Transport	Hard case (included)

A4 (6 pockets)	AS315-002	Ⓜ 256(w) x 1460(h) x 370(d) mm
----------------	-----------	--------------------------------



Rigid carry case included



Lighting (premium)

LED Floodlight



The LED Floodlight is the new stylish and economical way to illuminate a range of exhibition stands including Pop-ups, Formulate and a range of modular systems. Despite the compact design, this small LED light is still capable of producing 1200 Lumens but still only consuming a small amount of energy, making it far more efficient than the halogen equivalents. Link up to 5 lights together from one transformer, with handy linking cables.

Material	Aluminium and plastic
Watt output	80 watt
Watt consumption	12 watt (1200 Lumens/5631 Kelvin)
Linked lights	Link up to five to one transformer
Double kit includes	2 spotlights + 2.5m linking lead + 1 transformer
Power lead UK & Euro	Yes (cross head screwdriver needed)

Double kit	LED-FLOOD-ARM-BDLK	Ⓜ 295(w) x 483(h) x 60(d) mm
------------	--------------------	------------------------------



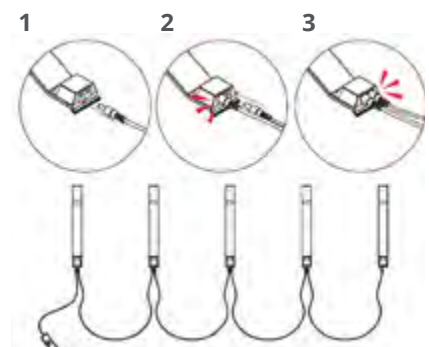
Transportation box



Transformer included



Connect up to 5 lights with one transformer



LED Strip Light



The LED Strip light is designed to work with a wide range of exhibition stands including, Pop-ups, Formulate and a range of modular stands. It has a unique wide head design feature, allowing for a wider spread of light, helping you illuminate more of your message. Link up to 5 lights together from one transformer, with handy linking cables.

Material	Aluminium and plastic
Watt output	80 watt
Watt consumption	12 watt (1200 Lumens/5631 Kelvin)
Linked lights	Link up to five to one transformer
Double kit includes	2 spotlights + 2.5m linking lead + 1 transformer
Power lead UK & Euro	Yes (cross head screwdriver needed)



Double kit	LED-STRIP-ARM-BDLK	📏 100(w) x 520(h) x 35(d) mm
------------	--------------------	------------------------------



Transportation box



Transformer included

LED Exhibition Light



Specifically designed to work in conjunction with the Vector channel; this latest design requires no extra fitting, just plug in and switch on. Not only does the slick design make the LED Exhibition Light stand out from the crowd, the clever design cast out of aluminium allows any heat to dissipate over the entire body of the light, stopping any localised heat, which allows for long use with no overheating. Link up to 5 lights together from one transformer, with handy linking cables.

Material	Aluminium and plastic
Watt output	80 watt
Watt consumption	12 watt (1200 Lumens/5631 Kelvin)
Linked lights	Link up to five to one transformer
Double kit includes	2 spotlights + 2.5m linking lead + 1 transformer
Power lead UK & Euro	Yes (cross head screwdriver needed)



Double kit	LED-EXHIB-ARM-BDLK	📏 50(w) x 455(h) x 55(d) mm
------------	--------------------	-----------------------------



Transportation box



Transformer included

Fastframe™ Counter



The Fast Frame counter has been designed to compliment the Fast Frame range, offering significant cost savings without compromising on quality. Designed with a robust structure, it can comfortably bear loads up to 60 kg, ensuring durability and reliability. Additionally, it features internal storage space, perfect for organising brochures and other materials, enhancing its practicality for trade shows and events. Its tool-free assembly process makes it incredibly user-friendly, allowing for quick and hassle-free setup. Furthermore, the unit is lightweight and easily transportable, complete with a convenient wheeled carry bag.

Material	Ø 40mm Aluminium tubes, MDF tabletop/shelf
Assembly	Tool-free
Collapsible	Yes
Counter top	Black
Shelves	Yes
Graphic attachment	Silicone Edged Gasket 3 mm (SEG)
Transport	Carry bag with internal flap

Fastframe™ Counter	FF-COUNTER-BLK	📏 1020(w) x 1020(h) x 410(d) mm
--------------------	----------------	---------------------------------

Graphic Codes		
G-FF-COUNTER-PS/BB		



Counter Carry Bag



Front of the Counter

Back of the Counter



Illumigo™ Counter



This versatile and quick to set-up double-sided counter lightbox is a great all-rounder not only at events but in retail environments from shopping centres to pop-up shops. Part of the Illumigo™ range, the Illumigo™ Counter is easy to assemble with a two-part counter top that secures using a pair of twist out top locators and locking screws. Building the unit is intuitive and tool-free as all the parts are numbered and simply slot together. Two optional graphics complete the look to create an impactful counter ideal for attracting attention in retail, event or exhibition environments.

Material	Aluminium 100 mm, MDF table top
Assembly	Tool-free
Collapsible	Yes
Counter top	White
Graphic attachment	Silicone Edged Graphics (3 mm silicone)
Transport	Protective box with carry handle
LED System	LED strips included

Illumigo™	ILLGO-COUNTER	📏 1040(w x 1045(h)) x 420(d) mm
Illumigo™ Bag	ILLGO-BAG	📏 460(w) x 1160(h) x 190(d) mm

Graphic Codes		
G-ILLGO-COUNTER-BL		



Optional Illumigo™ bag



Protective compartmented box



Pre-assembled LEDs in the frame



Steel side feet for stability

Modulate™ Counter




Modulate™ Counter consists of an innovative aluminium tubular frame, counter top, and printed tension fabric graphic. Powerful magnets encased inside the frame enables two or more counters to connect using simple magnetic principles. The counter can be used on its own or combined to make a long reception or bar area. Modulate™ Counter can be deployed in minutes, thanks to the tool-less construction. The printed tension fabric graphic will either sit on or under the counter-top to suit the application.

Material	Ø 30mm Aluminium tubes, MDF tabletop/shelf
Assembly	Push-fit button
Collapsible	Yes
Counter top	Black
Shelves	1 (Optional)
Graphic attachment	Zip system
Transport	One padded carry bag, internal flap

Modulate™ Counter	FORM-MOD-CNTR	Ⓞ 800(w) x 1015(h) x 600(d) mm
Shelf	FORM-MOD-CNTR-02	Ⓞ 770(w) x 9(h) x 571(d) mm

Graphic Codes
G-FORM-MOD-CNTR-PS

PATENT PENDING MODULATE™



Tabletop is held in place by plastic moulding underneath



Optional shelf

Modular carrying bag



Ideal wheeled bag for transporting, protecting and storing exhibition stands, especially those made from standard modules (Vector & Formulate).

Material	Nylon
Colour	Black
Wheels	Yes
Handle	2

Modular Bag	AB-MODULAR-01	Ⓞ 340(w) x 1400(h) x 290(d) mm
-------------	---------------	--------------------------------



Carry handle



Wheels ø40mm



finedesign

YOUR CREATIVE TEAM

Fine Design Ltd
Gwydir House • 16 Creek Road
March • Cambridgeshire • PE15 8RD
t: +44 (0)1354 650 679
e: studio@finedesign.co.uk
www.finedesign.co.uk

